

# Technical datasheet

## Siber® HRV OPTIMA 1 (left version)



### Compact High-Performance HRV Unit

The Siber HRV OPTIMA 1 unit is a high performance heat recovery unit with constant flow ventilation technology, centrifugal fans with direct current and forward inclined blades, thus ensuring constant flow, acoustic comfort, reduced electrical consumption, easy maintenance and optimum air quality.

#### TECHNICAL ADVANTAGES

- Constant airflow technology
- Wide variety of filters
- Better energetic efficiency (up to 95%)
- Silent running
- Build-in By-pass

#### INSTALLATION ADVANTAGES

- Quick & easy installation
- Orientable connections, maximum tightness
- Double rotating condensation drain
- Orientative rails for both laterals
- Vertical or Horizontal installation
- Perfectly parallel instalation
- No inclination needed for the condensation drain

#### Siber HRV OPTIMA 1



#### CERTIFICATIONS

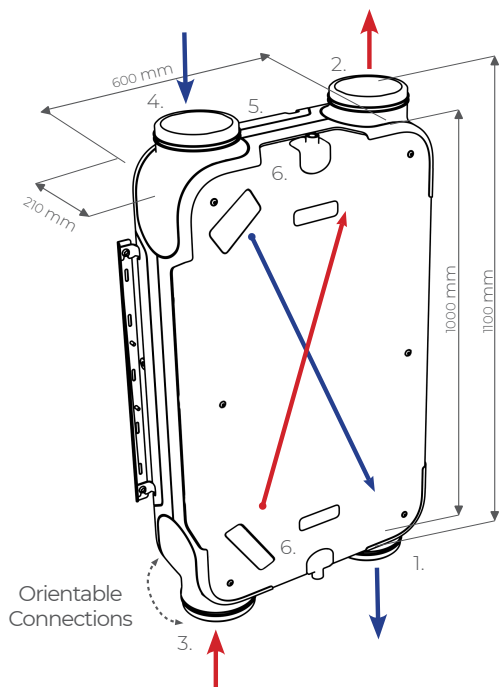


MAX. AIRFLOW: 150 m<sup>3</sup>/h

Slim unit- 8.2 inch

Thanks to its aerodynamic design, it reaches a better airflow with less pressure, being more efficient energetically.

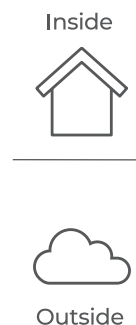
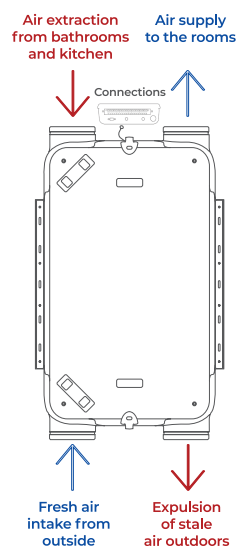
## DIMENSIONS / AIRFLOW



### CAPTION

1. Insufflation of new air into the house
2. Extraction of foul air to the outside
3. Extraction of foul air from the inside of the home
4. New air's intake from outside
5. Electrical connections
6. Condensation drain connection

*\* It can only have one condensation drain, the other one has to remain closed with a plug.*



Airflow in left mode

Factory version

Horizontal ceiling / Vertical wall installation

**A height of only 21 cm / 8.2 inch**  
Optimize the space in false ceiling



### PERFECTLY PARALLEL TO THE CEILING

Its design allows to install it perfectly horizontally without the 2° degree inclination for the condensation drain

## OPTIONAL ACCESSORIES

- Filter G4 COARSE 65%
- Filter F7 EPM1 55%
- Dry siphons (flexible/ball)
- Wireless 4-Position Push Button Control (RF)

*\*Refer to our catalogue to see the full range of available accessories*









## SUSTAINABILITY



### SUSTAINABILITY

Construction in expanded polypropylene and galvanized steel, reducing the consumption of resources and the degradation of the planet.

## TECHNICAL DATA

<b>Voltage supply</b>	230V / 50 Hz			
<b>Protection degree</b>	IP 40			
<b>Dimensions (L x W x H)</b>	1000 x 600 x 210 mm			
<b>Connections diameter</b>	Ø 160 mm			
<b>Condensation drains diameter</b>	1/2"			
<b>Weight</b>	24 kg			
<b>Filter classification</b>	Coarse > 65% (G4)			
<b>Fans positions (factory presets)</b>				
<b>Mando Pulsador Inalámbrico 4 Posiciones (regulador opcional)</b>				
	1	2	Temporizador	Maximun
<b>Airflows (m<sup>3</sup>/h)</b>	75	100	140	140

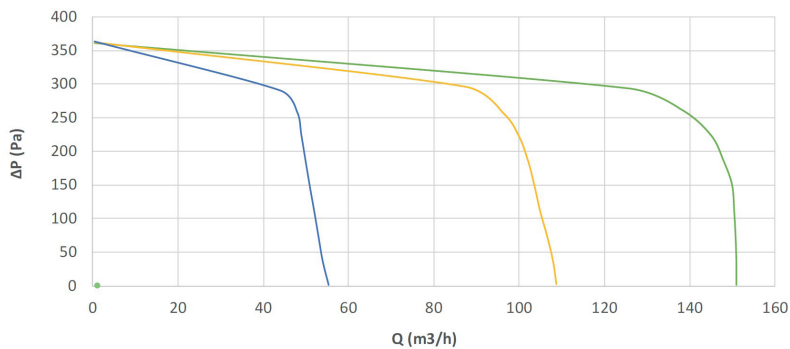
\*Position timer only available with 4-position wireless push-button control

\*\* Programmable up to a max. flow. 150 m<sup>3</sup>/h

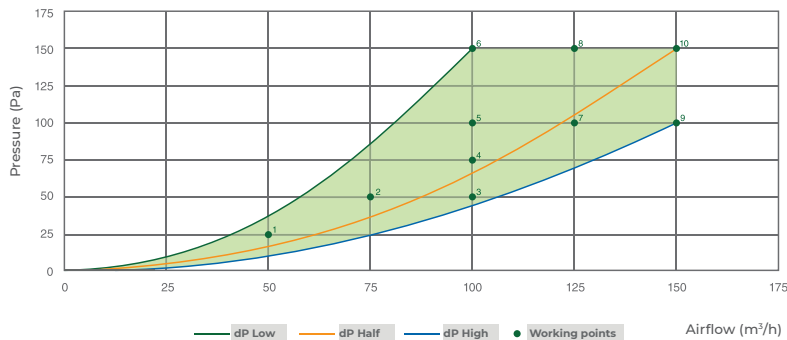
## ACCOUSTIC LEVEL

Airflow (m <sup>3</sup> /h)		50	75	100	150		
<b>Accoustic power Lw (A)</b>	Static pressure (Pa)	25	50	50	100	100	150
	Box irradiation (dB(A))	24	34	38	44	45	49
	Extraction duct (dB(A))	28	30	39	42	46	47
	Insufflation duct (dB(A))	42	50	53	56	61	64
<b>Accoustic pressure Lp (A) at 1.5m</b>	Box radiation (dB(A))	9	19	23	29	30	34

## AIRFLOW/PRESSURE CURVE



— low speed  
— half speed  
— maximum speed

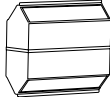


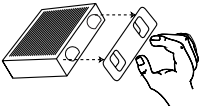
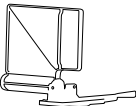
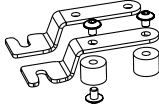





WORKING POINTS	AIRFLOWS (m <sup>3</sup> /h)	PRESSURE (Pa)	POWER (W)	SFP (W/l/s)
1	50	25	9.24	0.67
2	75	50	15.37	0.74
3	100	50	20.55	0.74
4	100	75	24.52	0.88
5	100	100	28.87	1.04
6	100	150	37.62	1.35
7	125	100	37.13	1.07
8	125	150	46.07	1.33
9	150	100	48.14	1.16
10	150	150	58.25	1.40

# HIGH PERFORMANCE TECHNICAL CHARACTERISTICS

## Description

## Picture

<b>High performance heat exchanger</b>	Standard, cross flow heat exchanger	
<b>Constant flow fans</b>	Constant flow ventilation technology, direct current centrifugal fan and forward inclined blades. Thanks to this technology, constant flow, acoustic comfort, reduced electrical consumption, easy maintenance and optimum air quality are ensured.	
<b>High efficiency filters (optional)</b>	It has the widest range of filtering on the market, to guarantee optimum air quality.  DFFG4 - FILTER G4 COARSE 65% DFFF7 - FILTER F7 EPM1 55%	
<b>Easy maintenance</b>	Easy access to filter cleaning, directly through the front panel. Simple access and removal of the heat exchanger and fans (recommended every 3 years)	
<b>Smart bypass</b>	The 100% automatic by-pass serves both in summer and winter to enjoy any favorable temperature situation inside the house without going through the heat exchanger. This management is automatic (factory configured).	
<b>Quick and easy assembly</b>	Mounting possible both on the ceiling and on the wall, with the possibility of installing the guides on all sides of the equipment thanks to the versatility of the silentblock hooks.	
<b>High performance construction</b>	Watertight internal construction in expanded polypropylene (PPE), and external in galvanized steel covered with RAL 9003 thermo-lacquered paint, guaranteeing acoustic and thermal insulation and air tightness	
<b>Adjustable connections</b>	Modularity in the connection quickly and easily. The connections are designed to ensure maximum tightness. Double symmetric EPDM gasket that guarantees the tightness of the distribution system with the unit	
<b>Low consumption</b>	High performance motors with exclusive technology, ensuring the lowest energy consumption	
<b>Wireless regulation (optional accessories)</b>	4-positions wireless push-button control with LED filter fouling indicator.  3 speed control	